

Make a Powerful Point

Tips, Tricks & Uses of PowerPoint in the Classroom

Suzanne Wesp

St. Edward the Confessor Parish School

Dana Point, CA

swesp@stedward.com

NCEA April 2009

Anaheim, CA

Using PowerPoint in the Classroom

- Teacher use
 - Notes
 - Introduction of material
 - Review of material
 - Quiz
- Student use
 - Teach other students about a topic
 - Summarize information learned

Flat PowerPoint

- Repetition of facts
- Notes
- No more than a textbook enlarged



Interactive PowerPoint

- Involves multimedia
- Goes beyond a textbook
- Engages students
- Makes learning more interesting



Student Examples


- Polar Animals
- Tidepools
- Plant Growth
- Amendment
- DC Scrapbook

Teacher Examples

- The Cell
- Homophones
- 5 Senses
- Egypt
- Biomes
- Baseball
- Fractions
- Thanksgiving
- Voyages
- Facts of 12
- Solar System
- The Sea

How Do I Do That?

- Transitions
- Animations
- Sound
- Video




Transitions

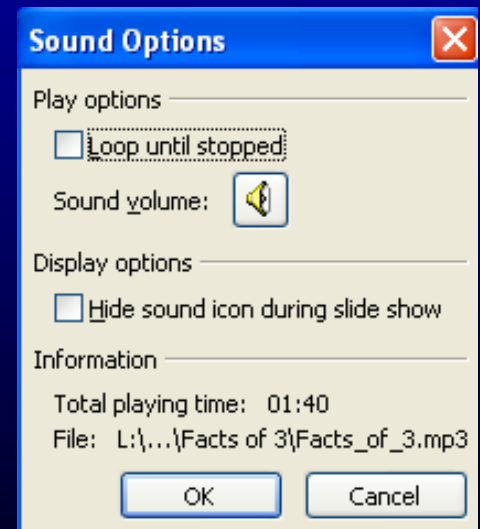
- Way a slide background appears
- Be consistent
- Keep it simple
- Slide Show → Slide Transition → Select transition → Select speed and/or sound → Advance on mouse click or automatically

Animations

- How text and images appear on the slide
- Keep it simple.
- If you don't animate an object, it will appear as part of the background.
- Slide Show→Custom Animation→Add Effect→Select when to animate, direction, speed
- Tip: You must remove an effect. It does not replace it if you change your mind.

Sound

- Insert→Movies & Sound→Sound from Clip Organizer, File, CD or record a sound (little icon will appear on slide) 
- Select sound to play automatically or when clicked
- Make sure sound file is saved in the same folder as the presentation.
- Sound can be looped
- Icon can be hidden



Video

- Download video to the same folder as presentation
- Hyperlink vs embedded
- Hyperlink plays video in media player window - Windows Media or Quicktime
- Embedded can play full screen

Why hyperlink video?

- Words or images become links
- To open in a separate media window
- To be able to use player controls such as Stop, Pause, and Volume

Why embed video?

- Can play automatically or when clicked
- Can play full screen
- Hides player controls
- Can add text cues for video on screen
- Easier navigation

Resources

- **PowerPoint websites**

- <http://www.pppst.com/socialstudies.html>
- <http://jc-schools.net/ppt.html>
- <http://classroom.jc-schools.net/la/activities/pptresources.html>
- http://lessonplancentral.com/lessons/Powerpoint_Presentations/index.htm
- <http://www.graves.k12.ky.us/powerpoints/elementary/>
- <http://www.modelschools.org/mspmathsci/mathlessons.html>
- <http://www.hcbe.net/itc/powerpoints/>
- <http://www.worldofteaching.com/index.html>
- http://www.basd.net/elem/Math/elementary_math_power_points.htm
- <http://mathbits.com/mathbits/ppt/powerpoint.htm>
- <http://www.pppst.com/>

More Resources

- <http://www.pptpalooza.net/>
- <http://www.kellyskindergarten.com/PowerPoints/powerpoints.htm>
- <http://www.virtualclassroom.net/main.htm#world%20history%20powerpoint%20presentations>
- http://www.pasadenaisd.org/teachertoolbox/PPts/ppt_elem.htm
- http://www.nebo.edu/misc/learning_resources/ppt/
- <http://tpduggan.tripod.com/powerp.html> (Spanish PowerPoints)
- <http://www.musiceducationmadness.com/powerpoints.shtml>
- <http://www.lexington1.net/technology/?page=instruct/powerpoint.htm>
- <http://www.kidinfo.com/Powerpoints.htm>
- <http://www.edzone.net/~mwestern/funppt.html>
- <http://catholicfaitheducation.blogspot.com/2006/02/power-point-presentations-online.html>
- <http://biblestudy.pppst.com/churches/catholic.html>

More Resources

- Free background templates
- <http://www.brainybetty.com/>
- <http://www.graphicsland.com/powerpoint-templates.htm>
- http://www.brainybetty.com/K_to_12_powerpoint_templates.htm
- <http://www.teacherxpress.com/f.php?gid=10&id=26>
- <http://free-ppt.com/>
- <http://www.templatesmadesimple.com/>
- <http://www.soniacoleman.com/templates.htm>
- http://www.presentationhelper.co.uk/free_powerpoint_template_builder.htm
- <http://www.christianppt.com/templatesthemes/0025.html>
<http://www.templateswise.com/>

Even More Resources

- PowerPoint game templates
- <http://homepages.ius.edu/DSCHWEI2/handouts/powerpt/gamelinks.htm>
- <http://www.poweredtemplates.com/free-ppt-powerpoint-templates.html>
- <http://www.gamequarium.com/powerpoint.html>
- <http://teach.fcps.net/trt4/FETC03/fun2.htm>
- <http://jc-schools.net/tutorials/PPT-games/>
- <http://www.murray.k12.ga.us/teacher/kara%20leonard/Mini%20T%27s/Games/Games.htm>
- <http://facstaff.uww.edu/jonesd/games/index.html>
- http://teach.fcps.net/trt14/Power%20Point%20Games/power_point_games.htm
- <http://teach.fcps.net/trt10/PowerPoint.htm#temp>

- swesp@stedward.com
- <http://rcbottech.wikispaces.com/>